

What did our recent survey tell us about climate resilience in the Duwamish Valley?

Summary of survey results

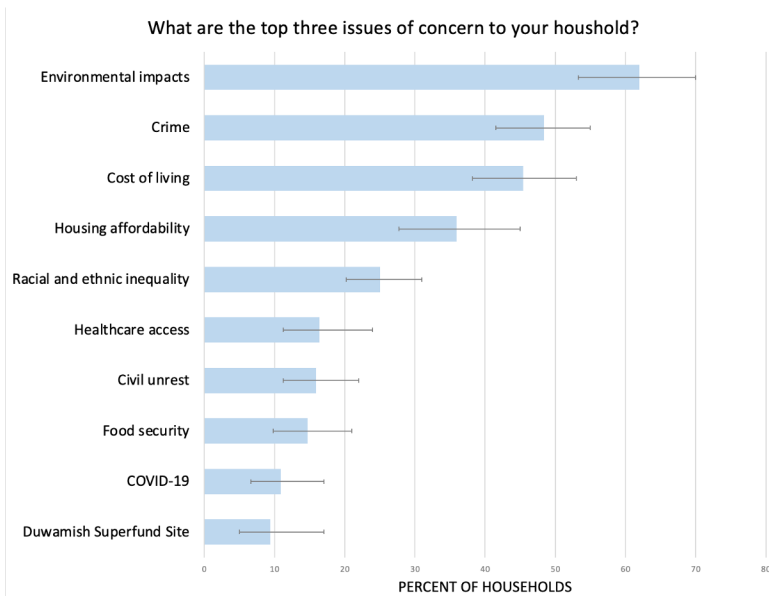
In fall of 2022, the Duwamish Valley Youth Corps, the Duwamish Valley Community Coalition, the University of Washington, the Public Health Reserve Corps, and the City of Seattle **went** door to door, surveying **community members** in South Park and Georgetown **to** assess and build climate resilience strategies tailored to their local conditions and needs. Data collected and lessons learned from the project will drive future equity-centered approaches to disaster needs assessment; resilience planning; and climate mitigation and adaptation strategies.



Members of the Duwamish Valley Youth Corps and other volunteers surveyed 167 households over 3 days.

Top Issues of concern

Across all respondents, the top 3 issues of concern were **environmental impacts**, **crime**, and **cost of living**.

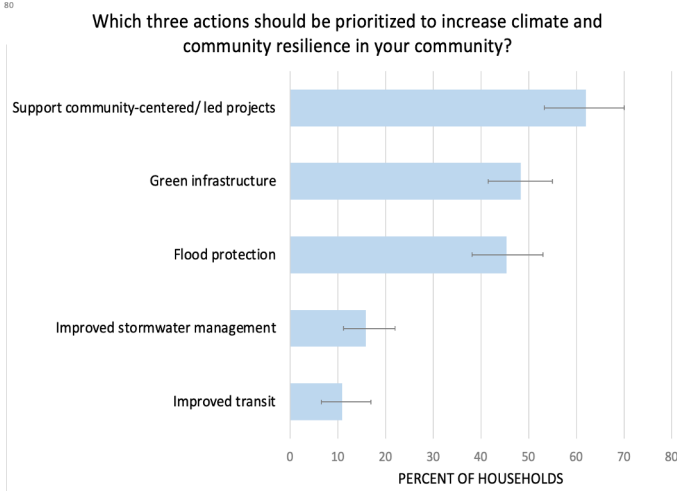


Other concerns

Environmental impacts respondents were most concerned about were **air pollution**, **extreme heat**, and **wildfires**, followed by **flooding**.*

What should we prioritize?

Respondents prioritized **support for community-led projects**, **green infrastructure**, and **flood protection** to prepare for climate change.



* Surveys were conducted in Oct and Nov of 2022, prior to the flood event in South Park on Dec 27.

Climate resilience survey results, continued

Demographic data

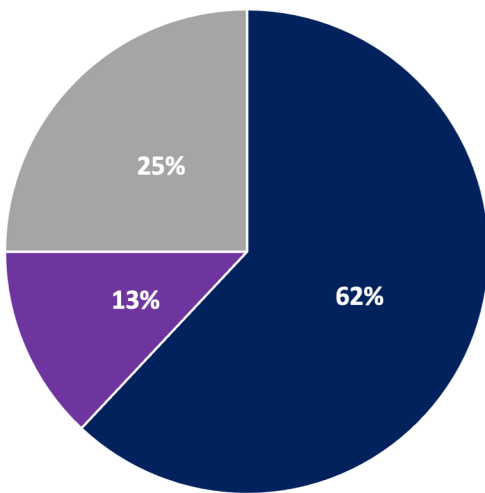
We surveyed 167 households in the Duwamish Valley. The table to the right describes the percent of households we surveyed with at least one member from each of the racial and ethnic groups.

Racial/ ethnic composition of household (household has at least one member that identifies as the race/ ethnicity)	South Park	Georgetown
American Indian/ Alaska Native	2%	1%
Asian	11%	16%
Black or African American	6%	3%
Hispanic/Latino/Latinx	23%	15%
Native Hawaiian or Other Pacific Islander	3%	1%
White	62%	81%
Mixed	13%	10%

** Neighborhood-level data does not have level of certainty of combined survey results nor does it add up to 100% because all members of a household were included rather than individuals*

Would you or any member of your household use a Resilience Hub during an emergency?

■ Yes ■ No ■ Did not answer



Next steps

Resilience Planning

Most people surveyed (62%) were interested in using a **Resilience Hub** (community facility that provides aid during emergencies) and nearly half (47%) were interested in helping design the city's plan for climate resilience.

This survey was one of the first steps in planning for the Duwamish Valley Resilience District. Some **next steps** will be to hold listening sessions to learn about community priorities for action; to draft a final report; and to share findings with Seattle and other cities working to build resilience to climate change.

Learn more at our website: <https://bit.ly/3KowiCJ>

